

COLOR DRAWING

*Design Drawing Skills and Techniques for Architects,
Landscape Architects, and Interior Designers*

SECOND EDITION

MICHAEL E. DOYLE

CommArts



JOHN WILEY & SONS, INC.

New York, Chichester, Weinheim, Brisbane, Singapore, Toronto

Preface | vii

Introduction | 1

**COLOR DRAWING
FOR COMMUNICATION** | 3

1

Initial Considerations | 5

Phenomena of Color and Light 5 | The Dimensions of Color 16

2

Media and Paper | 23

Media 23 | Paper 34

3

Technique | 41

Ways to Apply Color Media 41 | Impressions of Materials 50

Creating the Effects of Light 52 | The Retrocolor Technique 58 | Toned Backgrounds 60

4

Elements, Materials, and Finishes | 67

Interior Materials 69 | Space-Defining Planes 69 | Furnishing and Fixtures 91

Lighting 108 | Accessories 118 | Exterior Materials 123



Ground Plane Materials 124 | Wall Plane Materials and Windows 152

The Overhead Plane: Roofs and Skies 205

5

Scale Elements: Figures and Automobiles | 215

Drawing Figures in Color 216 | Automobiles 226




COLOR DRAWING FOR PRESENTATION | 231

6

Color and Composition in Illustration | 233

How Colors Relate to One Another: The Contrast of Colors 234

Color Contrast and Image Composition 245



7

Approaches to Creating Color Design Drawings | 257

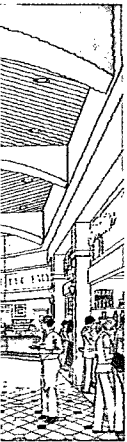
The First Consideration: Make the Line Drawing 257

The Second Consideration: Create a Value Strategy 260

The Third Consideration: The Transfer 263

The Fourth Consideration: Paper and Color 265

Additional Layers of Information 311 | Revisions and Repairs 316



8

Presentation and Distribution of Color Design Drawings | 325

Presentation 326 | Distribution of Color Design Drawings: The Sketchpack 336

Glossary | 341

Bibliography | 346

Design Credits | 347

Index | 350

