


Professional Digital Compositing

Essential Tools and Techniques

Lee Lanier



WILEY

Wiley Publishing, Inc.

Contents

Introduction xv

Chapter 1 Setting Up a Composite 1

Compositing Challenge 2

Compositing Examples 2

Freestyle Collective for Cartoon
Network 2

Click 3X for Sharp 4

ALLV for Spec Commercial 5

Tonya Smay for Westchester
Medical Center 5

Layers vs. Nodes 7

Resolutions and Frame Rates 8

Common Resolutions and
Aspect Ratios 9

Common Frame Rates 10

Interlaced vs. Progressive 11

Setting Up a Composite 12

After Effects Projects 12

Nuke Scripts 23

AE and Nuke Tutorials 30

Interview: Dorne Huebler, Industrial
Light & Magic, San Francisco 34

Interview: Michael Coleman,
Adobe, Seattle, Washington 36

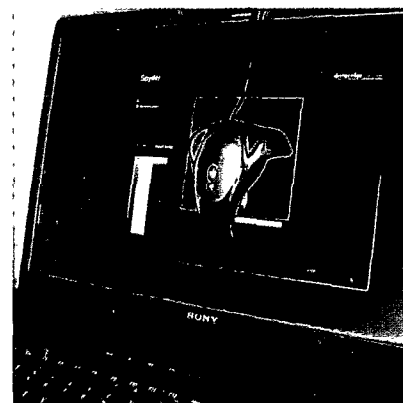
Interview: Richard Shackleton,
The Foundry, London 37

Chapter 2 Choosing a Color Space 40

Color Theory Overview 42

RYB and RGB Color Models 42

Employing Color Harmony 43






- Color Space and Monitor Calibration 43
 - Working with Gamma 44
 - Calibrating a Monitor 45
- Understanding Bit Depth 47
- Bit Depth Conversions 48
- Log vs. Linear 49
 - Log File Formats 50
 - White and Black Reference 51
- Integer vs. Float 51
- Favored Image Formats 52
- Working with Color Space 53
 - Working in AE 53
 - Working in Nuke 57
 - Color Space Tutorials 58
- Interview: Jason Greenblum,
Sony Pictures Imageworks 64
- Interview: Rod Basham,
Imaginary Forces, Hollywood 66

Chapter 3 Interpreting Alpha and Creating Mattes 68

- Alpha Support and Premultiplication 70
- Fundamental Math Operations 71
 - Normal (Over) and Stencil 71
 - Add (Plus) and Screen 73
 - Multiply 73
 - Lighten (Max) and Darken (Min) 74
- Chroma Key 74
 - Bluescreen vs. Greenscreen 75
 - Common Approaches to Keying 75
 - Keying Workflow 77
- Working with Alpha 78
 - Alpha in AE 78
 - Alpha in Nuke 86
 - AE and Nuke Tutorials 93
- Interview: Johnathan R. Banta,
Zoic Studios, Culver City, California 103

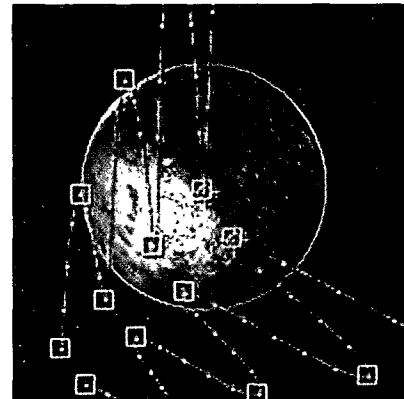
Chapter 4 Channel Manipulation 106

- Histograms and Tonal Ranges 108
 - Reading Histograms 108
 - Histogram Tips 109
 - Tonal Ranges, White Points, and Black Points 109
- Working with Channel Manipulation 110
 - Channel Manipulation in AE 110
 - Channel Manipulation in Nuke 120
 - AE and Nuke Tutorials 130
- Interview: Andy Davis, Method Studios, Santa Monica, California 139



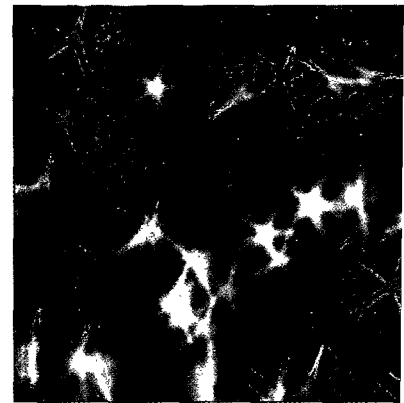
Chapter 5 Transformations and Keyframing 142

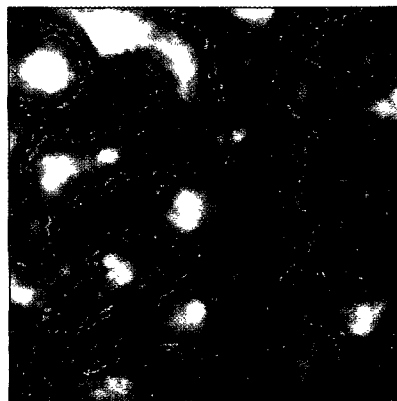


- Understanding Transformations 144
 - Matrix Operations 144
 - Transformation Order and Concatenation 146
 - Interpolation Filters 146
- Working with Transformations 150
 - Transformations in AE 150
 - Transformations in Nuke 156
 - AE and Nuke Tutorials 161
- Interview: Erik Winqvist, Weta Digital, Wellington, New Zealand 167
- Interview: Darren Poe, Digital Domain, Venice, California 169



Chapter 6 Convolution Filters 172

- Filter Matrices 174
 - Blurring Kernels 174
 - Sharpening Kernels 176
 - Unsharpening 178
 - Stylistic Filter Kernels 178
- Working with Filters 181
 - Filter Effects in AE 181





Filter Nodes in Nuke 185

AE and Nuke Tutorials 192

Interview: Alex Lovejoy, The Mill NY,
New York City 202

Chapter 7 Masking, Rotoscoping, and Motion Tracking 204

Mattes vs. Masks 206

The History of Rotoscoping 206

Rotoscoping Approaches 207

Bisecting 207

Key Poses 208

Motion Tracking Overview 209

Applying Masking and Tracking
Techniques 210

Masking and Tracking in AE 210

Masking and Tracking in Nuke 221

AE and Nuke Tutorials 232

Interview: Entae Kim, Freestyle Collective,
New York City 243

Chapter 8 DI, Color Grading, Noise, and Grain 246

Digital Intermediates 248

DI for Film 248

DI for Video and Animation 252

Color Grading without DI 253

Color Grading in AE 253

Color Grading in Nuke 254

3D LUTs in Nuke 255

Noise and Grain 257

Working with Noise and Grain 259

Noise and Grain in AE 259

Noise and Grain in Nuke 263

AE and Nuke Tutorials 267

Interview: Shawn Jones, NT Picture &
Sound, Hollywood 275


Chapter 9 Integrating Render Passes 278

- Dividing a CG Render 280
 - Combining Layers 280
 - Common Render Passes 281
- Working with Render Passes 291
 - Combining Passes in AE 292
 - Combining Passes in Nuke 294
 - AE and Nuke Tutorials 300
- Interview: Dan Rice, Blur Studio, Venice, California 312




Chapter 10 Warps, Optical Artifacts, Paint, and Text 314


- Warping and Morphing 316
- Adding Text 316
- Adding Optical Artifacts 318
- Painting in the Composite 321
 - Warps, Optical Artifacts, Paint, and Text in AE 322
 - Warps, Optical Artifacts, Paint, and Text in Nuke 333
 - AE and Nuke Tutorials 345
- Interview: Aron Baxter, Guava / Nice Shoes, New York City 354



Chapter 11 Working with 2.5D and 3D 356

- 2D vs. 2.5D vs. 3D 358
 - Multiplaning in the Composite 358
 - Using 2D Cards and 3D Projections 358
- Compositing 2.5D and 3D 361
 - 2.5D and 3D in AE 361
 - 2.5D and 3D in Nuke 368
 - AE and Nuke Tutorials 384
- Interview: David Schnee, Tippett Studio, Berkeley, California 390
- Interview: Aaron Vasquez, Click 3X, New York City 392





Chapter 12 Advanced Techniques 394

- High Dynamic Range Images 396
 - HDR in Visual Effects 397
 - HDR Formats and Projections 397
 - Exposure Adjustment and Tone Mapping 398
- Stereoscopic 3-D 399
 - Anaglyphic 3-D 399
 - Polarized 3-D 400
 - 3-D Projection and Display 400
 - Recording 3-D 401
- Time Warping and Optical Flow 402
- Working with Advanced Techniques 403
 - Advanced Techniques in AE 403
 - Advanced Techniques in Nuke 417
- Interview: Jerry van der Beek, Little Fluffy Clouds, Marin, California 433
- Interview: Tonya Smay, Freelance / Stardust Studios, New York City 434
- Interview: Chris Staves, Justin Lane, and Jeffrey Dates, MassMarket / Psyop, New York City 436
- Final Inspiration 438
- AE and Nuke Tutorial Challenge 439

Appendix About the Companion DVD 440

- What You'll Find on the DVD 441
 - Support Files 441
- System Requirements 442
- Using the DVD 442
- Troubleshooting 442
 - Customer Care 443

Index 444