

Life *The Science of Biology* SEVENTH EDITION



William K. Purves *Emeritus, Harvey Mudd College • Claremont, California*

David Sadava *The Claremont Colleges • Claremont, California*

Gordon H. Orians *Emeritus, The University of Washington • Seattle, Washington*

H. Craig Heller *Stanford University • Stanford, California*

Contents in Brief

1. An Evolutionary Framework for Biology 1

Part 1 The Cell

2. Life and Chemistry: Small Molecules 15
3. Life and Chemistry: Large Molecules 35
4. Cells: The Basic Units of Life 61
5. Cellular Membranes 87
6. Energy, Enzymes, and Metabolism 106
7. Cellular Pathways That Harvest Chemical Energy 125
8. Photosynthesis: Energy from the Sun 145

Part 2 Information and Heredity

9. Chromosomes, the Cell Cycle, and Cell Division 164
10. Genetics: Mendel and Beyond 187
11. DNA and Its Role in Heredity 213
12. From DNA to Protein: Genotype to Phenotype 233
13. The Genetics of Viruses and Prokaryotes 257
14. The Eukaryotic Genome and Its Expression 279
15. Cell Signaling and Communication 301
16. Recombinant DNA and Biotechnology 317
17. Molecular Biology and Medicine 339
18. Natural Defenses against Disease 364

Part 3 Development

19. Differential Gene Expression in Development 390
20. Animal Development: From Genes to Organism 408
21. Development and Evolutionary Change 430

Part 4 Evolutionary Processes

22. The History of Life on Earth 442
23. The Mechanisms of Evolution Species and Their Formation 460
24. Species and Their Formation 481
25. Reconstructing and Using Phylogenies 496
26. Molecular and Genomic Evolution 510

Part 5 The Evolution of Diversity

27. Bacteria and Archaea: The Prokaryotic Domains 524
28. Protists and the Dawn of the Eukarya 543
29. Plants Without Seeds: From Sea to Land 570

30. The Evolution of Seed Plants 588
31. Fungi: Recyclers, Pathogens, Parasites, and Plant Partners 603
32. Animal Origins and the Evolution of Body Plans 619
33. Ecdysozoans: The Molting Animals 641
34. Deuterostomate Animals 655

Part 6 The Biology of Flowering Plants

35. The Plant Body 682
36. Transport in Plants 701
37. Plant Nutrition 716
38. Regulation of Plant Growth 729
39. Reproduction in Flowering Plants 749
40. Plant Responses to Environmental Challenges 765

Part 7 The Biology of Animals

41. Physiology, Homeostasis, and Temperature Regulation 780
42. Animal Hormones 799
43. Animal Reproduction 820
44. Neurons and Nervous Systems 844
45. Sensory Systems 865
46. The Mammalian Nervous System: Structure and Higher Functions 885
47. Effectors: Making Animals Move 903
48. Gas Exchange in Animals 922
49. Circulatory Systems 940
50. Nutrition, Digestion, and Absorption 961
51. Salt and Water Balance and Nitrogen Excretion 985
52. Animal Behavior 1002

Part 8 Ecology and Biogeography

53. Behavioral Ecology 1024
54. Population Ecology 1037
55. Community Ecology 1055
56. Biogeography 1069
57. Conservation Biology 1094
58. Earth System Science 1107

Contents

1 *An Evolutionary Framework for Biology 1*

What Is Life? 2

- Metabolism involves conversions of matter and energy 2
- Reproduction continues life and provides the basis for evolution 3

Biological Evolution: Changes over Billions of Years 3

- Darwin provided a mechanistic explanation of biological evolution 4

Major Events in the History of Life on Earth 4

- Life arose from nonlife via chemical evolution 4
- Biological evolution began when cells formed 4
- Photosynthesis changed the course of evolution 5

- Cells with complex internal compartments arose 6
- Multicellularity arose and cells became specialized 6
- Sex increased the rate of evolution 6

Levels of Organization of Life 6

The Evolutionary Tree of Life 7

Biology Is a Science 10

- Conceptual tools guide scientific research 10
- Hypotheses are tested in two major ways 10
- Not all forms of inquiry are scientific 13
- Biology has implications for public policy 13

Part One • THE CELL

2 *Life and Chemistry: Small Molecules 15*

Water and the Origin of Life's Chemistry 16

Atoms: The Constituents of Matter 16

- An element is made up of only one kind of atom 17
- The number of protons identifies the element 18
- Isotopes differ in number of neutrons 18
- Electron behavior determines chemical bonding 18

Chemical Bonds: Linking Atoms Together 19

- Covalent bonds consist of shared pairs of electrons 21
- Hydrogen bonds may form within or between atoms with polar covalent bonds 23
- Ionic bonds form by electrical attraction 23
- Polar and nonpolar substances interact best among themselves 24


Chemical Reactions: Atoms Change Partners 25

Water: Structure and Properties 26

- Water has a unique structure and special properties 26
- Water is the solvent of life 28

Acids, Bases, and the pH Scale 28

- Acids donate H⁺, bases accept H⁺ 28
- The reactions between acids and bases may be reversible 29
- Water is a weak acid 29
- pH is the measure of hydrogen ion concentration 29
- Buffers minimize pH change 30



Properties of Molecules 30

- Functional groups give specific properties to molecules 31
- Isomers have different arrangements of the same atoms 32

3 *Life and Chemistry: Large Molecules 35*

Theories of the Origin of Life 35

- Could life have come from outside Earth? 36
- Did life originate on Earth? 36

Macromolecules: Giant Polymers 37

Condensation and Hydrolysis Reactions 38

Proteins: Polymers of Amino Acids 38

- Proteins are composed of amino acids 39
- Peptide linkages covalently bond amino acids together 40
- The primary structure of a protein is its amino acid sequence 41
- The secondary structure of a protein requires hydrogen bonding 41

The tertiary structure of a protein is formed by bending and folding 41

The quaternary structure of a protein consists of subunits 43

The surfaces of proteins have specific shapes 43

Protein shapes are sensitive to the environment 44

Chaperonins help shape proteins 45

Carbohydrates: Sugars and Sugar Polymers 45

Monosaccharides are simple sugars 46

Glycosidic linkages bond monosaccharides together 46

Polysaccharides serve as energy stores or structural materials 48

Chemically modified carbohydrates contain other groups 48

Lipids: Water-Insoluble Molecules 50

Fats and oils store energy 50

Phospholipids form the core of biological membranes 52

Carotenoids and steroids 52

Some lipids are vitamins 53

Wax coatings repel water 53

Nucleic Acids: Informational Macromolecules That Can Be Catalytic 54

The nucleic acids have characteristic chemical properties 54

The uniqueness of a nucleic acid resides in its nucleotide sequence 54

DNA is a guide to evolutionary relationships 56

RNA may have been the first biological catalyst 57

Nucleotides have other important roles 57

All Life from Life 57

4 Cells: The Basic Units of Life 61

The Cell: The Basic Unit of Life 62

Cells may have come from stable bubbles 62

Cell size is limited by the surface area-to-volume ratio 62

Microscopes are needed to visualize cells 63

Cells are surrounded by a plasma membrane 65

Cells show two organizational patterns 65

Prokaryotic Cells 65

Prokaryotic cells share certain features 65

Some prokaryotic cells have specialized features 65

Eukaryotic Cells 66

Compartmentalization is the key to eukaryotic cell function 67

Organelles can be studied by microscopy or isolated for chemical analysis 67

Organelles that Process Information 70

The nucleus contains most of the cell's DNA 70

Ribosomes are the sites of protein synthesis 72

The Endomembrane System 72

The endoplasmic reticulum is a complex factory 72

The Golgi apparatus stores, modifies, and packages proteins 73

Lysosomes contain digestive enzymes 74

Organelles that Process Energy 75

Mitochondria are energy transformers 75

Plastids photosynthesize or store materials 76

Endosymbiosis may explain the origin of mitochondria and chloroplasts 77

Other Organelles 78

Peroxisomes house specialized chemical reactions 78

Vacuoles are filled with water and soluble substances 79

The Cytoskeleton 79

Microfilaments function in support and movement 79

Intermediate filaments are tough supporting elements 80

Microtubules are long and hollow 81

Microtubules power cilia and flagella 81

Motor proteins move along microtubules 82

Extracellular Structures 82

The plant cell wall consists largely of cellulose 83

Animal cells have elaborate extracellular matrices 83

5 Cellular Membranes 87

Membrane Composition and Structure 87

Lipids constitute the bulk of a membrane 88

Membrane proteins are asymmetrically distributed 89

Membrane carbohydrates are recognition sites 91

Cell Recognition and Adhesion 91

Cell recognition and adhesion involve proteins at the cell surface 92

Specialized cell junctions 93

Passive Processes of Membrane Transport 94

The physical nature of diffusion 94

Simple diffusion takes place through the membrane bilayer 96

Osmosis is the diffusion of water across membranes 96

Diffusion may be aided by channel proteins 97

Carrier proteins aid diffusion by binding substances 98

Active Transport 98

Active transport is directional 99

Primary and secondary active transport rely on different energy sources 99

Endocytosis and Exocytosis 100

Macromolecules and particles enter the cell by endocytosis 101

Receptor-mediated endocytosis is highly specific 101

Exocytosis moves materials out of the cell 102

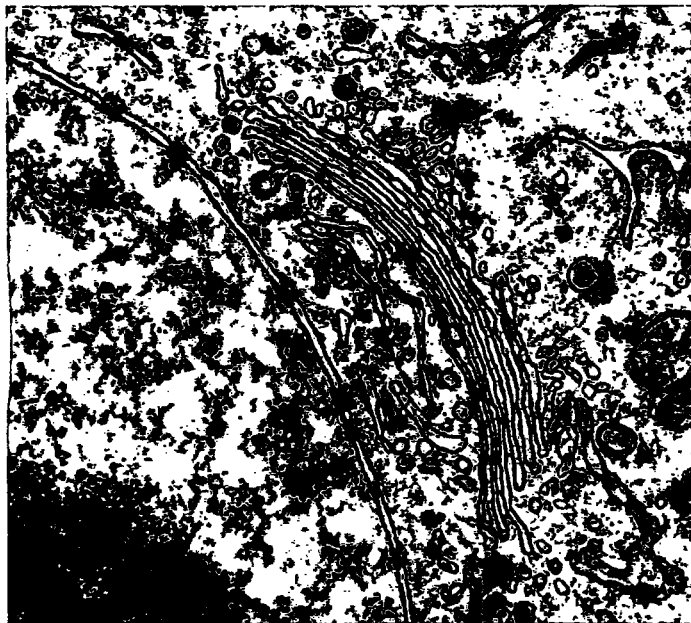
Membranes Are Not Simply Barriers 102

Membranes Are Dynamic 103

6 Energy, Enzymes, and Metabolism 106

Energy and Energy Conversions 107

Energy changes are related to changes in matter 107



The first law: Energy is neither created nor destroyed 108

The second law: Not all energy can be used, and disorder tends to increase 109

Chemical reactions release or take up energy 110

Chemical equilibrium and free energy are related 110

ATP: Transferring Energy in Cells 111

ATP hydrolysis releases energy 111

ATP couples exergonic and endergonic reactions 112

Enzymes: Biological Catalysts 113

For a reaction to proceed, an energy barrier must be overcome 113

Enzymes bind specific reactant molecules 114

Enzymes lower the energy barrier but do not affect equilibrium 115

What are the chemical events at active sites of enzymes? 115

Molecular Structure Determines Enzyme Function 117

The active site is specific to the substrate 117

An enzyme changes shape when it binds a substrate 117

Some enzymes require other molecules in order to operate 117

Substrate concentration affects reaction rate 118

Metabolism and the Regulation of Enzymes 119

Metabolism is organized into pathways 119

Enzyme activity is subject to regulation by inhibitors 119

Allosteric enzymes control their activity by changing their shape 120

Allosteric effects regulate metabolism 121

Enzymes are affected by their environment 122

7 Cellular Pathways that Harvest Chemical Energy 125

Energy and Electrons from Glucose 125

Cells trap free energy while metabolizing glucose 126

Redox reactions transfer electrons and energy 126

The coenzyme NAD is a key electron carrier in redox reactions 127

An Overview: Releasing Energy from Glucose 128

Glycolysis: From Glucose to Pyruvate 128

The energy-investing reactions of glycolysis require ATP 130

The energy-harvesting reactions of glycolysis yield NADH + H⁺ and ATP 130

Pyruvate Oxidation 131

The Citric Acid Cycle 131

The citric acid cycle produces two CO₂ molecules and reduced carriers 131

The Respiratory Chain: Electrons, Protons, and ATP Production 134

The respiratory chain transports electrons and releases energy 134

Proton diffusion is coupled to ATP synthesis 135

Fermentation: ATP from Glucose, without O₂ 137

Some fermenting cells produce lactic acid and some produce alcohol 139

Contrasting Energy Yields 139

Relationships between Metabolic Pathways 140

Catabolism and anabolism involve interconversions using carbon skeletons 140

Catabolism and anabolism are integrated 141

Regulating Energy Pathways 142

8 Photosynthesis: Energy from the Sun 145

Identifying Photosynthetic Reactants and Products 146

The Two Pathways of Photosynthesis: An Overview 147

Light behaves as both a particle and a wave 147

Absorbing a photon puts a pigment in an excited state 148

Absorbed wavelengths correlate with biological activity 149

Photosynthesis uses energy absorbed by several pigments 149

Light absorption results in photochemical change 149

Excited chlorophyll in the reaction center acts as a reducing agent for electron transport 150

Noncyclic electron transport produces ATP and NADPH 151

Cyclic electron transport produces ATP but no NADPH 152

Chemiosmosis is the source of the ATP produced in photophosphorylation 153

Making Carbohydrate from CO₂: The Calvin-Benson Cycle 154

Isotope labeling experiments revealed the steps of the Calvin-Benson cycle 154

The Calvin-Benson cycle is made up of three processes 155

Rubisco catalyzes RuBP reaction with O₂ as well as CO₂ 156

C₄ plants can bypass photorespiration 157

CAM plants also use PEP carboxylase 159

Metabolic Pathways in Plants 159

LIFE ESSAY: What is science? By Sal Restivo 163

Part Two • INFORMATION AND HEREDITY

9 Chromosomes, the Cell Cycle, and Cell Division 164

Systems of Cell Reproduction 165

Prokaryotes divide by fission 165

Eukaryotic cells divide by mitosis or meiosis 166

Interphase and the Control of Cell Division 167

Cyclins and other proteins signal events in the cell cycle 168

Growth factors can stimulate cells to divide 169

Eukaryotic Chromosomes 169

Mitosis: Distributing Exact Copies of Genetic Information 171

The centrosomes determine the plane of cell division 171

Chromatids become visible and the spindle forms during prophase 171

Chromosome movements are highly organized 172

Nuclei re-form during telophase 174

Cytokinesis: The Division of the Cytoplasm 174

Reproduction: Asexual and Sexual 175

Reproduction by mitosis results in genetic constancy 175

Reproduction by meiosis results in genetic diversity 175

The number, shapes, and sizes of the metaphase chromosomes constitute the karyotype 176

Meiosis: A Pair of Nuclear Divisions 177

The first meiotic division reduces the chromosome number 177

The second meiotic division separates the chromatids 181

Meiosis leads to genetic diversity 181

Meiotic Errors 182

Aneuploidy can give rise to genetic abnormalities 182

Polyploids can have difficulty in cell division 184

Cell Death 184

10 Genetics: Mendel and Beyond 187

The Foundations of Genetics 187

Plant breeders showed that both parents contribute equally to inheritance 188

Mendel brought new methods to experiments on inheritance 188

Mendel's Experiments and the Laws of Inheritance 189

Mendel devised a careful research plan 189

Mendel's experiment 1 examined a monohybrid cross 190

Mendel's first law says that alleles segregate 192

Mendel verified his hypothesis by performing a test cross 192

Mendel's second law says that alleles of different genes assort independently 194



Punnett squares or probability calculations: A choice of methods 195

Mendel's laws can be observed in human pedigrees 196

Alleles and Their Interactions 197

New alleles arise by mutation 198

Many genes have multiple alleles 198

Dominance is not always complete 198

In codominance, both alleles are expressed 199

Some alleles have multiple phenotypic effects 199

Gene Interactions 200

Some genes alter the effects of other genes 200

Hybrid vigor results from new gene combinations and interactions 200

The environment affects gene action 201

Most complex phenotypes are determined by multiple genes and environment 201

Genes and Chromosomes 202

Genes on the same chromosome are linked 202

Genes can be exchanged between chromatids 203

Geneticists can make maps of chromosomes 203

Sex Determination and Sex-Linked Inheritance 205

Sex is determined in different ways in different species 205

The X and Y chromosomes have different functions 206

Genes on sex chromosomes are inherited in special ways 207

Humans display many sex-linked characters 208

Non-Nuclear Inheritance 209

11 DNA and Its Role in Heredity 213

DNA: The Genetic Material 213

DNA from one type of bacterium genetically transforms another type 214

The transforming principle is DNA 215

Viral replication experiments confirm that DNA is the genetic material 215

The Structure of DNA 217

X-ray crystallography provided clues to DNA structure 217
 The chemical composition of DNA was known 217
 Watson and Crick described the double helix 217
 Four key features define DNA structure 218
 The double helical structure of DNA is essential to its function 220

Determining the DNA Replication Mechanism 220

Three modes of DNA replication appeared possible 220
 Meselson and Stahl demonstrated that DNA replication is semiconservative 221

The Molecular Mechanisms of DNA Replication 222

DNA is threaded through a replication complex 222
 Small, circular DNAs replicate from a single origin 223
 Large, linear DNAs have many origins 223
 DNA polymerases need a primer 224
 Cells contain several different DNA polymerases 224
 The lagging strand is synthesized from Okazaki fragments 225
 Telomeres are not fully replicated 226

DNA Proofreading and Repair 227

Proofreading mechanisms ensure that DNA replication is accurate 227
 Mismatch repair mechanisms correct base-pairing errors 227
 Excision repair mechanisms repair chemical damage 228

Practical Applications of DNA Replication 228

The polymerase chain reaction makes multiple copies of DNA 229
 The nucleotide sequence of DNA can be determined 231

12 From DNA to Protein: Genotype to Phenotype 233

One Gene, One Polypeptide 233

DNA, RNA, and the Flow of Information 236

RNA differs from DNA 236
 Information flows in one direction when genes are expressed 236
 RNA viruses modify the central dogma 237

Transcription: DNA-Directed RNA Synthesis 237

Initiation of transcription requires a promoter and RNA polymerase 237
 RNA polymerase elongates the transcript 239
 Transcription terminates at particular base sequences 239

The Genetic Code 239

The genetic code is redundant but not ambiguous 240
 The genetic code is (nearly) universal 240
 Biologists deciphered the genetic code by using artificial messengers 240

Preparation for Translation: Linking RNAs, Amino Acids, and Ribosomes 241

Transfer RNAs carry specific amino acids and bind to specific codons 241

Activating enzymes link the right tRNAs and amino acids 242

The ribosome is the workbench for translation 242

Translation: RNA-Directed Polypeptide Synthesis 244

Translation begins with an initiation complex 244
 The polypeptide elongates from the N terminus 244
 Elongation continues and the polypeptide grows 245
 A release factor terminates translation 245

Regulation of Translation 246

Some antibiotics and bacterial toxins work by inhibiting translation 246
 Polysome formation increases the rate of protein synthesis 247

Posttranslational Events 247

Chemical signals in proteins direct them to their cellular destinations 247
 Many proteins are modified after translation 249

Mutations: Heritable Changes in Genes 250

Point mutations are changes in single nucleotides 251
 Chromosomal mutations are extensive changes in the genetic material 252
 Mutations can be spontaneous or induced 253
 Mutations are the raw material of evolution 254

13 The Genetics of Viruses and Prokaryotes 257

Probing the Nature of Genes 258

Viruses: Reproduction and Recombination 258

Scientists studied viruses before they could see them 258
 Viruses reproduce only with the help of living cells 258
 There are many kinds of viruses 259
 Bacteriophage reproduce by a lytic cycle or a lysogenic cycle 259
 Lytic bacteriophage could be useful in treating bacterial infections 261

Animal viruses have diverse reproductive cycles 261

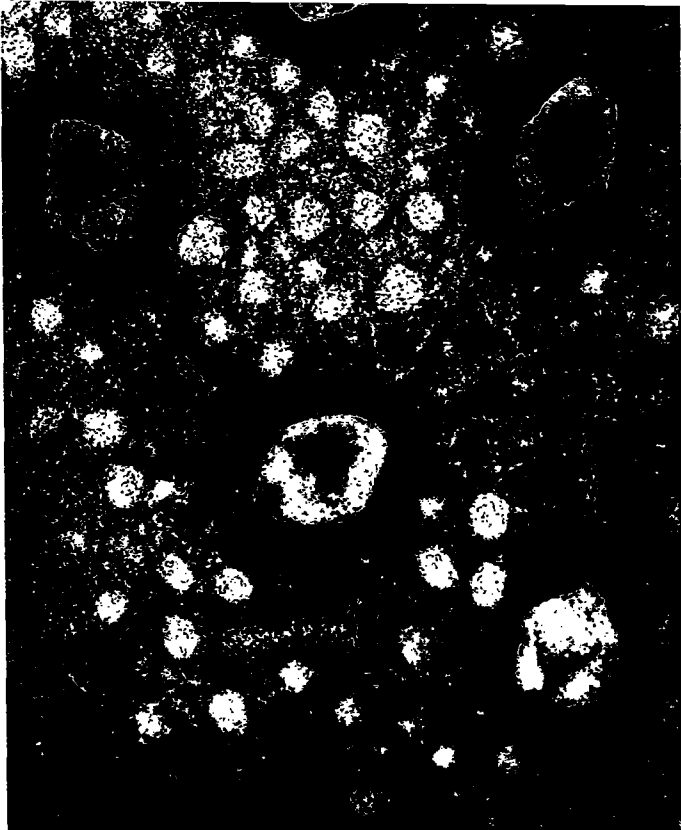
Many plant viruses spread with the help of vectors 263

Prokaryotes: Reproduction and Recombination 263

The reproduction of prokaryotes gives rise to clones 264
 In recombination, bacteria conjugate 264
 In transformation, cells pick up genes from their environment 266
 In transduction, viruses carry genes from one cell to another 266
 Plasmids are extra chromosomes in bacteria 267
 Transposable elements move genes among plasmids and chromosomes 268

Regulation of Gene Expression in Prokaryotes 269

Regulation of transcription conserves energy 269
 A single promoter controls the transcription of adjacent genes 270
 Operons are units of transcription in prokaryotes 270
 Operator–repressor control that induces transcription:
 The lac operon 271
 Operator–repressor control that represses transcription:
 The trp operon 272



Protein synthesis can be controlled by increasing promoter efficiency 273

Control of Transcription in Viruses 273

Prokaryotic Genomes 275

Functional genomics relates gene sequences to functions 275

The sequencing of prokaryotic genomes has medical applications 276

What genes are required for cellular life? 276

14 The Eukaryotic Genome and Its Expression 279

The Eukaryotic Genome 279

The eukaryotic genome is larger and more complex than the prokaryotic genome 279

The yeast genome adds some eukaryotic functions to a prokaryotic model 280

The nematode genome adds developmental complexity 281

The fruit fly genome has surprisingly few genes 282

The puffer fish is a vertebrate with a compact genome 282

The rice genome reflects that of a model plant, *Arabidopsis* 282

Repetitive Sequences in the Eukaryotic Genome 283

Highly repetitive sequences are present in large numbers of copies 283

Some moderately repetitive sequences are transcribed 284

Transposons move about the genome 284

The Structures of Protein-Coding Genes 285

Protein-coding genes contain noncoding internal and flanking sequences 285

Many eukaryotic genes are members of gene families 286

RNA Processing 288

The primary transcript of a protein-coding gene is modified at both ends 289

Splicing removes introns from the primary transcript 289

Transcriptional Regulation of Gene Expression 290

Specific genes can be selectively transcribed 290

Genes can be inactivated by chromatin structure 293

A DNA sequence can be moved to a new location to activate transcription 295

Selective gene amplification results in more templates for transcription 295

Posttranscriptional Regulation 296

Different mRNAs can be made from the same gene by alternative splicing 296

The stability of mRNA can be regulated 297

RNA can be edited to change the encoded protein 297

Translational and Posttranslational Regulation 298

The translation of mRNA can be regulated 298

The proteasome controls the longevity of proteins after translation 298

15 Cell Signaling and Communication 301

Cells receive signals from the physical environment and from other cells 302

A signal transduction pathway involves a signal, a receptor, transduction, and effects 302

Receptors have specific binding sites for their signals 304

There are several types of receptors 305

Protein kinase cascades amplify a response to receptor binding 307

Cyclic AMP is a common second messenger 309

Two second messengers are derived from lipids 310

Calcium ions are involved in many signal transduction pathways 310

Nitric oxide is a gas that can act as a second messenger 311

Signal transduction is highly regulated 311

Ion channels are opened 312

Enzyme activities are changed 312

Different genes are transcribed 313

Animal cells communicate by gap junctions 314

Plant cells communicate by plasmodesmata 314

16 Recombinant DNA and Biotechnology 317

Cleaving and Rejoining DNA 318

Restriction enzymes cleave DNA at specific sequences 318

Gel electrophoresis identifies the sizes of DNA fragments 319

Recombinant DNA can be made in the test tube 320

Getting New Genes into Cells 321

- Genes can be inserted into prokaryotic or eukaryotic cells 321
- Vectors can carry new DNA into host cells 322
- Reporter genes identify host cells containing recombinant DNA 323

Sources of Genes for Cloning 324

- Gene libraries contain pieces of a genome 324
- A DNA copy of mRNA can be made by reverse transcriptase 325
- DNA can be synthesized chemically in the laboratory 325
- DNA can be mutated in the laboratory 326

Some Additional Tools for DNA Manipulation 326

- Genes can be inactivated by homologous recombination 326
- DNA chips can reveal DNA mutations and RNA expression 327
- Antisense RNA and RNA interference can prevent the expression of specific genes 328
- The two-hybrid system shows which proteins interact in a cell 329

Biotechnology: Applications of DNA Manipulation 330

- Expression vectors can turn cells into protein factories 330
- Medically useful proteins can be made by biotechnology 331
- DNA manipulation is changing agriculture 331
- There is public concern about biotechnology 334
- DNA fingerprinting is based on the polymerase chain reaction 335

17 *Molecular Biology and Medicine 339*

Abnormal or Missing Proteins: The Mutant Phenotype 340

- Dysfunctional enzymes can cause diseases 340
- Abnormal hemoglobin is the cause of sickle-cell disease 341
- Altered membrane proteins cause many diseases 341
- Altered structural proteins can cause disease 342
- Prion diseases are disorders of protein conformation 343
- Most diseases are caused by both genes and environment 343
- Human genetic diseases have several patterns of inheritance 343

Mutations and Human Diseases 344

- One way to identify a gene is to start with its protein 345
- Chromosome deletions can lead to gene and then protein isolation 345
- Genetic markers can point the way to important genes 346
- Human gene mutations come in many sizes 347
- Expanding triplet repeats demonstrate the fragility of some human genes 347
- Genomic imprinting shows that mammals need both a mother and a father 348

Detecting Genetic Variations: Screening for Human Diseases 348

- Screening for abnormal phenotypes can make use of protein expression 349
- Several screening methods can find abnormal genes 349

Cancer: A Disease of Genetic Changes 350

- Cancer cells differ from their normal counterparts 351
- Some cancers are caused by viruses 352
- Most cancers are caused by genetic mutations 352
- Two kinds of genes are changed in many cancers 353
- The pathway from normal cell to cancerous cell is complex 354

Treating Genetic Diseases 355

- One approach to treatment is to modify the phenotype 355
- Gene therapy offers the hope of specific treatments 356

Sequencing the Human Genome 357

- There are two approaches to genome sequencing 358
- The sequence of the human genome has been determined 359
- The human genome sequence has many applications 360
- How should genetic information be used? 360
- The proteome is more complex than the genome 361

18 *Natural Defenses against Disease 364*

Animal Defense Systems 365

- Blood and lymph tissues play important roles in defense systems 365
- White blood cells play many defensive roles 366
- Immune system proteins bind pathogens or signal other cells 367

Nonspecific Defenses 367

- Barriers and local agents defend the body against invaders 368
- Nonspecific defenses include chemical and cellular processes 368
- A cell signaling pathway stimulates defense 370

Specific Defenses: The Immune System 370

- Four features characterize the immune system 370
- There are two interactive immune responses 371
- Genetic processes and clonal selection generate the characteristics of the immune response 371
- Immunity and immunological memory result from clonal selection 372
- Vaccines are an application of immunological memory 372
- Animals distinguish self from nonself and tolerate their own antigens 374

B Cells: The Humoral Immune Response 374

- Some B cells develop into plasma cells 374
- Different antibodies share a common structure 374
- Hybridomas produce monoclonal antibodies 375

T Cells: The Cellular Immune Response 377

- T cell receptors are found on two types of T cells 378
- The major histocompatibility complex encodes proteins that present antigens to the immune system 378
- Helper T cells and MHC II proteins contribute to the humoral immune response 379
- Cytotoxic T cells and MHC I proteins contribute to the cellular immune response 381

- MHC proteins underlie the tolerance of self 381
- MHC proteins are responsible for transplant rejection 381
- The Genetic Basis of Antibody Diversity 381**
 - Antibody diversity results from DNA rearrangement and other mutations 382
 - The constant region is involved in class switching 383
- Disorders of the Immune System 384**
 - AIDS is an immune deficiency disorder 384

- HIV infection and replication occur in TH cells 385
- Treatments for HIV infection rely on knowing its molecular biology 386

LIFE ESSAY: What are the ethical issues surrounding genetic modification of nature?
by Gary Comstock 389

Part Three • DEVELOPMENT

19 Differential Gene Expression in Development 390

The Processes of Development 391

- Development consists of growth, differentiation, and morphogenesis 391
- As development proceeds, cells become more and more specialized 392

The Role of Differential Gene Expression in Cell Differentiation 393

- With differentiation, there is generally no irreversible change in the genome 393
- Stem cells can be induced to differentiate by environmental signals 396
- Genes are differentially expressed in cell differentiation 396

The Roles of Cytoplasmic Segregation and Induction in Cell Determination 397

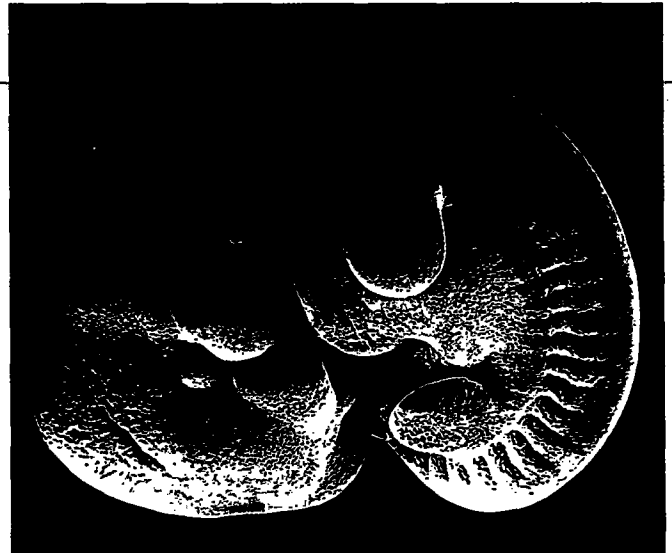
- Polarity results from cytoplasmic segregation 398
- Tissues direct the development of their neighbors by secreting inducers 399
- Single cells can induce changes in their neighbors 399

The Role of Pattern Formation in Organ Development 401

- Some cells are programmed to die 401
- Plants have organ identity genes 401
- Morphogen gradients provide positional information 402

The Role of Differential Gene Expression in Establishing Body Segmentation 403

- Maternal effect genes encode morphogens that determine polarity 403
- Segmentation and homeotic genes act after the maternal effect genes 404
- Drosophila development results from a transcriptionally controlled gene cascade 404
- Homeotic mutations produce changes in segment identity 405
- Homeobox-containing genes encode transcription factors 406



20 Animal Development: From Genes to Organism 408

Development Begins with Fertilization 409

- The sperm and the egg make different contributions to the zygote 409
- Fertilization causes rearrangements of egg cytoplasm 409
- Rearrangements of egg cytoplasm set the stage for determination 410

Cleavage: Repackaging the Cytoplasm 410

- The amount of yolk influences cleavage 411
- The orientation of mitotic spindles influences the pattern of cleavage 411
- Cleavage in mammals is unique 412
- Specific blastomeres generate specific tissues and organs 413

Gastrulation: Producing the Body Plan 414

- invagination of the vegetal pole characterizes gastrulation in the sea urchin 414
- Gastrulation in the frog begins at the gray crescent 415
- The dorsal lip of the blastopore organizes embryo formation 416
- Reptilian and avian gastrulation is an adaptation to yolky eggs 419
- Mammals have no yolk, but retain the avian-reptilian gastrulation pattern 420

Neurulation: Initiating the Nervous System 420

- The stage is set by the dorsal lip of the blastopore 420

- Body segmentation develops during neurulation 421
 Hox genes control development along the anterior–posterior axis 422

Extraembryonic Membranes 423

- Extraembryonic membranes form with contributions from all germ layers 423
 Extraembryonic membranes in mammals form the placenta 423
 The extraembryonic membranes provide means of detecting genetic diseases 424

Human Development 424

- Intrauterine development can be divided into three trimesters 424
 Developmental changes continue throughout life 426

21 *Development and Evolutionary Change* 429

Evolution and Development 430

- Development uses the same sets of genes throughout the animal kingdom 431

Regulatory Genes and Modularity: Modifying Morphology 432

- Mutations can result in new phenotypes 432
 The timing of a gene's expression can affect morphology 433

Plant Development and Evolution 434

Environmental Influences on Developmental Patterns 435

- Organisms respond to signals that accurately predict the future 435
 Some conditions that accurately predict the future may not always occur 437
 Organisms do not respond to environmental signals that are poorly correlated with future conditions 438
 Organisms may lack appropriate responses to new environmental signals 438

Learning: A Modification of Development 438

LIFE ESSAY: What are the moral issues surrounding stem cell therapy? by Bonnie Steinbock 441

Part Four • EVOLUTIONARY PROCESSES

22 *The History of Life on Earth* 442

Defining Biological Evolution 443

Determining Earth's Age 443

- Radioactivity provides a way to date rocks 443
 Radioisotope dating methods have been expanded and refined 444

The Changing Face of Earth 445

- The continents have changed their positions 445
 Earth's atmosphere has changed unidirectionally 445
 Earth's climate shifts between hot/humid and cold/dry conditions 447
 Volcanoes occasionally changed the history of life 447
 External events have triggered changes on Earth 448


The Fossil Record 448

Major Patterns in the History of Life on Earth 449

- Life expanded rapidly during the Cambrian period 449
 Major changes continued during the rest of the Paleozoic era 450
 Geographic differentiation increased during the Mesozoic era 452
 The modern biota evolved during the Cenozoic era 454
 Three major faunas have dominated life on Earth 454

Rates of Evolutionary Change within Lineages 455

- Some living species closely resemble ancient ancestors 455



- Evolutionary changes have been gradual in some lineages 456
 Rates of evolutionary change are sometimes rapid 456
 Extinction rates vary over time 457

The Future of Evolution 458

23 *The Mechanisms of Evolution* 460

Charles Darwin's Theory of Evolution 461

Genetic Variation within Populations 463

- Most populations are genetically variable 464
 How do we measure genetic variation? 465

The Hardy–Weinberg Equilibrium 466

- Why is the Hardy–Weinberg equilibrium important? 467

Evolutionary Agents and Their Effects 467

- Mutations are changes in the genetic material 467

- Movement of individuals or gametes, followed by reproduction, produces gene flow 468
- Genetic drift may cause large changes in small populations 468
- Nonrandom mating changes the frequency of homozygotes 469
- Natural selection results in adaptation 470

The Results of Natural Selection 470

- Sexual selection results in conspicuous traits 473

Assessing the Costs of Adaptations 474

Maintaining Genetic Variation 475

- Sexual recombination amplifies the number of possible genotypes 475
- Neutral mutations accumulate within species 476
- Frequency-dependent selection maintains genetic variation within populations 476
- Genetic variation is maintained in geographically distinct subpopulations 476

Constraints on Evolution 477

Cultural Evolution 478

Short-Term versus Long-Term Evolution 478

24 Species and Their Formation 481

What Are Species? 482

How Do New Species Arise? 483

- Allopatric speciation requires total genetic isolation 483
- Sympatric speciation occurs without physical barriers 486

Completing Speciation: Reproductive Isolating Mechanisms 487

- Prezygotic barriers operate before fertilization 488
- Postzygotic barriers operate after fertilization 489
- We can observe speciation in progress 489

Hybrid Zones: Incomplete Reproductive Isolation 490

Variation in Speciation Rates 492

Evolutionary Radiations 492

25 Reconstructing and Using Phylogenies 496

Phylogenetic Trees 497

- Homologous traits are inherited from a common ancestor 498
- Identifying ancestral traits is sometimes difficult 498

Steps in Reconstructing Phylogenies 499

- Morphological and developmental traits are used in reconstructing phylogenies 499
- Molecular traits are also useful in reconstructing phylogenies 500

Reconstructing a Simple Phylogeny 500

- Systematists use the parsimony principle when reconstructing phylogenies 502



Biological Classification and Evolutionary Relationships 503

- Current biological classifications reflect evolutionary relationships 504

Phylogenetic Trees Have Many Uses 505

- How many times has a trait evolved? 505
- When did lineages split? 506
- How recently did Lake Victoria's cichlid fishes radiate? 506

26 Molecular and Genomic Evolution 510

Genomes and Their Evolution 511

The Evolution of Macromolecules 511

- Molecular evolution is driven by changes in nucleotide sequences 511
- Many mutations may be selectively neutral 512

Determining and Comparing the Structure of Macromolecules 512

- Rates of nucleotide substitution vary because the roles of molecules differ 513
- Changes in macromolecules can serve as molecular clocks 514

Proteins Acquire New Functions 516

- Proteins may acquire new functions via gene duplication 516
- Physiological changes may lead to the evolution of new functions for a protein 516

The Evolution of Genome Size 517

- Complex organisms have more DNA than do simpler ones 517
- Gene duplication can increase genome size and complexity 518

The Uses of Molecular Genomic Information 519

- Molecular information is used to reconstruct phylogenies 519
- Molecular data are used to determine the phylogenetic histories of genes 520
- Molecular information provides new ways to combat diseases 520
- Molecular data cannot solve all disease problems 521

LIFE ESSAY: How has Darwin's theory of natural selection transformed our view of humanity's place in the universe? by Daniel Dennett 523

Part Five • THE EVOLUTION OF DIVERSITY

27 *Bacteria and Archaea: The Prokaryotic Domains* 524

Why Three Domains? 525

General Biology of the Prokaryotes 526

Prokaryotes and their associations take a few characteristic forms 527

Prokaryotes lack nuclei, organelles, and a cytoskeleton 527

Prokaryotes have distinctive modes of locomotion 527

Prokaryotes have distinctive cell walls 528

Prokaryotes reproduce asexually, but genetic recombination does occur 529

Prokaryotes have exploited many metabolic possibilities 529

Prokaryotes in Their Environments 531

Prokaryotes are important players in element cycling 531

Archaea help stave off global warming 531

Prokaryotes live on and in other organisms 532

A small minority of bacteria are pathogens 532

Prokaryotes may form biofilms 533

Prokaryote Phylogeny and Diversity 533

The nucleotide sequences of prokaryotes reveal their evolutionary relationships 533

Lateral gene transfer muddied the phylogenetic waters 534

Mutations are a major source of prokaryotic variation 534

The Bacteria 534

Some bacteria are heat lovers 535

The Proteobacteria are a large and diverse group 535

Cyanobacteria are important photoautotrophs 536

Spirochetes look like corkscrews 536

Chlamydias are extremely small 537

Most firmicutes are Gram-positive 537

The Archaea 539

The Archaea share some unique characteristics 539

Most Crenarchaeota live in hot, acidic places 539

The Euryarchaeota live in many surprising places 540

28 *Protists and the Dawn of the Eukarya* 543

Protists Defined 543

The Origin of the Eukaryotic Cell 544

The modern eukaryotic cell arose in several steps 544

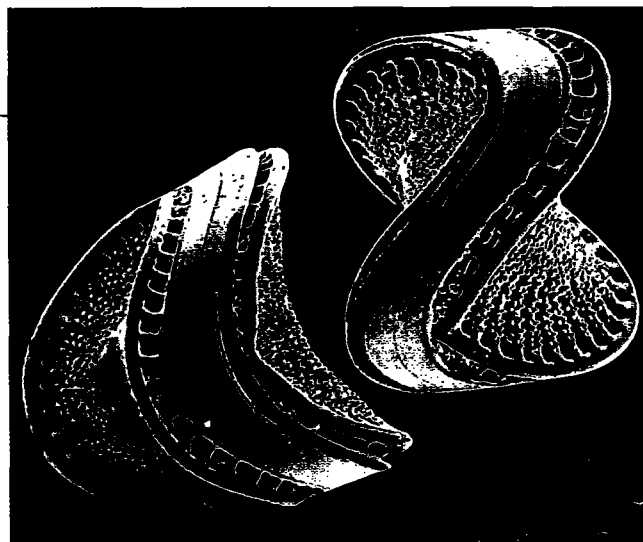
Many uncertainties remain 546

General Biology of the Protists 546

Protists have diverse means of locomotion 546

Vesicles perform a variety of functions 546

The cell surfaces of protists are diverse 547



Many protists contain endosymbionts 548

Both asexual and sexual reproduction occur among the protists 548

Protist Diversity 549

Diplomonads and Parabasalids 549

Euglenozoans 551

Euglenoids have anterior flagella 551

Kinetoplastids have mitochondria that edit their own RNA 551

Alveolates 552

Dinoflagellates are unicellular marine organisms with two flagella 552

Apicomplexans are parasites with unusual spores 552

Ciliates have two types of nuclei 554

Stramenopiles 556

Diatoms are everywhere in the marine environment 556

The brown algae include the largest protists 557

Many protist and all plant life cycles feature alternation of generations 558

The oomycetes include water molds and their relatives 559

Red Algae 560

Chlorophytes 560

Chlorophytes vary in shape and cellular organization 561

Chlorophyte life cycles are diverse 561

There are green algae other than chlorophytes 562

Choanoflagellates 562

A History of Endosymbiosis 563

Some Recurrent Body Forms 564

Amoebas form pseudopods 564

Slime molds release spores from erect fruiting bodies 565

29 *Plants without Seeds: From Sea to Land* 570

The Plant Kingdom 571

There are ten surviving phyla of plants 571

Life cycles of plants feature alternation of generations 571

The Plantae arose from a green algal clade 572

The Conquest of the Land 573

Adaptations to life on land distinguish plants from green algae 573

Most present-day plants have vascular tissues 573

The Nontracheophytes: Liverworts, Hornworts, and Mosses 574

Nontracheophyte sporophytes are dependent on gametophytes 575

Liverworts may be the most ancient surviving plant clade 576

Hornworts evolved stomata as an adaptation to terrestrial life 576

Water and sugar transport mechanisms emerged in the mosses 577

Introducing the Tracheophytes 578

Tracheophytes have been evolving for almost half a billion years 579

The earliest tracheophytes lacked roots and leaves 579

Early tracheophytes added new features 581

The Surviving Nonseed Tracheophytes 583

The club mosses are sister to the other tracheophytes 583

Horsetails, whisk ferns, and ferns constitute a clade 583

Ferns evolved large, complex leaves 584

The sporophyte generation dominates the fern life cycle 585

30 The Evolution of Seed Plants 588

The Seed Plants 588

Seed plants are heterosporous and have tiny gametophytes 589

The seed is a complex package 590

The Gymnosperms: Naked Seeds 590

Conifers have cones but no motile cells 592

The Angiosperms: Flowering Plants 593

The sexual structures of angiosperms are flowers 594

Flower structure has evolved over time 595

Angiosperms have coevolved with animals 596

The angiosperm life cycle features double fertilization 597

Angiosperms produce fruits 598

There are several clades of angiosperms 598

Determining the oldest angiosperm clade 601

The origin of the angiosperms remains a mystery 601

31 Fungi: Recyclers, Pathogens, Parasites, and Plant Partners 603

General Biology of the Fungi 604

Some fungi are unicellular 604

The body of a multicellular fungus is composed of hyphae 604

Fungi are in intimate contact with their environment 606

Fungi are absorptive heterotrophs 606

Most fungi reproduce both asexually and sexually 607

The presence of a dikaryon is a synapomorphy of three phyla 607

Some fungi are pathogens 607

Diversity in the Kingdom Fungi 608

Chytrids probably resemble the ancestral fungi 608

Zygomycetes reproduce sexually by fusion of two gametangia 609

The sexual reproductive structure of ascomycetes is an ascus 609

The sexual reproductive structure of basidiomycetes is a basidium 612

Imperfect fungi lack a sexual stage 614

Fungal Associations 615

Mycorrhizae are essential to many plants 615

Lichens can grow where plants cannot 616

32 Animal Origins and the Evolution of Body Plans 619

Animals: Descendants of a Common Ancestor 620

Animals are multicellular heterotrophs 620

Several traits show evolutionary relationships among animals 620

Body Plans: Basic Structural Designs 621

Sponges: Loosely Organized Animals 622

Cnidarians: Two Cell Layers and Blind Guts 624

Cnidarians are simple but specialized carnivores 624

Cnidarian life cycles have two stages 625

Ctenophores: Complete Guts and Tentacles 627

The Evolution of Bilaterally Symmetrical Animals 628

An early lineage split separated protostomes and deuterostomes 628

The protostomes split into two lineages 629

Simple Lophotrochozoans 629

Flatworms move by beating cilia 629

Rotifers are small but structurally complex 631

Lophophorates: An Ancient Body Plan 631

Phoronids are sedentary lophophorates 632

Ectoprocts are colonial lophophorates 632

Brachiopods superficially resemble bivalve mollusks 632

Spiralians: Spiral Cleavage and Wormlike Body Plans 633

Ribbon worms are unsegmented 633

Segmentation improved locomotion in the annelids 634

Mollusks evolved shells 636



33 *Ecdysozoans: The Molting Animals* 641

Cuticles: Flexible, Unsegmented Exoskeletons 641

- Some marine ecdysozoan phyla have few species 642
- Tough cuticles evolved in some unsegmented worms 643

Arthropods and Their Relatives: Segmented External Skeletons 644

- Some relatives of the arthropods have unjointed legs 645
- Jointed legs appeared in the trilobites 645
- Modern arthropods dominate Earth's fauna 645

Crustaceans: Diverse and Abundant 646

Insects: Terrestrial Descendants of Marine Crustaceans 647

Arthropods with Two Body Regions 650

- Myriapods have many legs 650
- Most chelicerates have four pairs of walking legs 650

Themes in the Evolution of Protostomes 652

34 *Deuterostomate Animals* 655

Deuterostome Ancestors 655

Echinoderms: Pentaradial Symmetry 656

- Pelmatozoans have jointed arms 657

Eleutherozoans are the dominant echinoderms 657

Hemichordates: Conservative Evolution 660

Chordates: New Ways of Feeding 660

- A jointed vertebral column replaced the notochord in vertebrates 661
- Jaws improved feeding efficiency 663
- Fins improved mobility 664
- Swim bladders allowed control of buoyancy 664

Colonizing the Land: Obtaining Oxygen from the Air 666

- Amphibians invaded the land 666
- Amniotes colonized dry environments 667
- Reptilian lineages diverged 668

Birds: More Feathers and Better Flight 670

The Origin and Diversity of Mammals 672

Primates and the Origin of Humans 673

- Human ancestors evolved bipedal locomotion 676
- Humans arose from australopithecine ancestors 676
- Human brains became larger 677
- Humans evolved language and culture 678

Deuterostomes and Protostomes: Shared Evolutionary Themes 678

LIFE ESSAY: What is our duty to nature? by Holmes Rolston, III 681

Part Six • THE BIOLOGY OF FLOWERING PLANTS

35 *The Plant Body* 682

Vegetative Organs of the Flowering Plant Body 683

- Roots anchor the plant and take up water and minerals 683
- Stems bear buds, leaves, and flowers 684
- Leaves are the primary sites of photosynthesis 685


Plant Cells 686

- Cell walls may be complex in structure 686
- Parenchyma cells are alive when they perform their functions 687
- Collenchyma cells provide flexible support while alive 689
- Sclerenchyma cells provide rigid support 689
- Xylem transports water from roots to stems and leaves 689
- Phloem translocates carbohydrates and other nutrients 689

Plant Tissues and Tissue Systems 690

Forming the Plant Body 691

- Plants and animals grow differently 691
- A hierarchy of meristems generates a plant's body 691
- The root apical meristem gives rise to the root cap and the primary meristems 693



The products of the root's primary meristems become root tissues 694

The products of the stem's primary meristems become stem tissues 695

Many stems and roots undergo secondary growth 696

Leaf Anatomy Supports Photosynthesis 698

36 *Transport in Plants* 701

Uptake and Movement of Water and Solutes 702

- Water moves through a membrane by osmosis 702
- Aquaporins facilitate the movement of water across membranes 703
- Uptake of mineral ions requires membrane transport proteins 703
- Water and ions pass to the xylem by way of the apoplast and symplast 704

Transport of Water and Minerals in the Xylem 706

- Experiments ruled out xylem transport by pumping action of living cells 706
- Root pressure does not account for xylem transport 706
- The transpiration–cohesion–tension mechanism accounts for xylem transport 707
- A pressure bomb measures tension in the xylem sap 708

Transpiration and the Stomata 709

- The guard cells control the size of the stomatal opening 710
- Transpiration from crops can be decreased 710

Translocation of Substances in the Phloem 710

- The pressure flow model appears to account for translocation in the phloem 712
- The pressure flow model has been experimentally tested 712
- Plasmodesmata and material transfer between cells 713

37 *Plant Nutrition* 716

The Acquisition of Nutrients 716

- Autotrophs make their own organic compounds 717
- How does a stationary organism find nutrients?–717

Mineral Nutrients Essential to Plants 717

- Deficiency symptoms reveal inadequate nutrition 718
- Several essential elements fulfill multiple roles 719
- Experiments were designed to identify essential elements 719

Soils and Plants 719

- Soils are complex in structure 720
- Soils form through the weathering of rock 721
- Soils are the source of plant nutrition 721
- Fertilizers and lime are used in agriculture 721
- Plants affect soil fertility and pH 722

Nitrogen Fixation 722

- Nitrogen fixers make all other life possible 723
- Nitrogenase catalyzes nitrogen fixation 723
- Some plants and bacteria work together to fix nitrogen 724
- Biological nitrogen fixation does not always meet agricultural needs 725
- Plants and bacteria participate in the global nitrogen cycle 725

Carnivorous and Heterotrophic Plants 726

38 *Regulation of Plant Growth* 729

Interacting Factors in Plant Development 730

- Several hormones and photoreceptors regulate plant growth 730
- Signal transduction pathways mediate hormone and photoreceptor action 730

An Overview of Plant Development 730

- The seed germinates and forms a growing seedling 731
- The plant flowers and sets fruit 731
- The plant senesces and dies 732

Ending Seed Dormancy and Beginning Germination 732


- Seed dormancy affords adaptive advantages 732
- Seed germination begins with the uptake of water 733
- The embryo must mobilize its reserves 733

Gibberellins: Regulators from Germination to Fruit Growth 733

- Foolish seedlings led to the discovery of the gibberellins 734
- The gibberellins have many effects 735

Auxin Affects Plant Growth and Form 735

- Phototropism led to the discovery of auxin 736
- Auxin transport is polar 737
- Carrier proteins move auxin into and out of cells 737
- Light and gravity affect the direction of plant growth 738
- Auxin affects plant growth in several ways 738
- Auxin analogs as herbicides 739
- Auxin promotes growth by acting on cell walls 740
- Plants contain specific auxin receptor proteins 741



40 *Plant Responses to Environmental Challenges* 765

- Auxin and other hormones evoke cell differentiation and organ formation 741
- Cytokinins Are Active from Seed to Senescence** 742
- Ethylene: A Hormone that Hastens Leaf Senescence and Fruit Ripening** 742
- Ethylene hastens the ripening of fruit 742
- Ethylene affects stems in several ways 742
- The ethylene signal transduction pathway is well understood 743
- Abscisic Acid: The Stress Hormone** 743
- Brassinosteroids: Hormones that Mediate Effects of Light** 744
- Light and Photoreceptors** 744
- Phytochromes mediate the effects of red and far-red light 745
- Phytochromes have many effects on plant growth and development 745
- There are multiple phytochromes with different developmental roles 746
- Cryptochromes, phototropins, and zeaxanthin are blue-light receptors 746

39 *Reproduction in Flowering Plants* 749

- Many Ways to Reproduce** 749
- Sexual Reproduction in Plants** 750
- The flower is an angiosperm's device for sexual reproduction 750
- Flowering plants have microscopic gametophytes 750
- Pollination enables fertilization in the absence of liquid water 752
- Some plants practice "mate selection" 752
- A pollen tube delivers male cells to the embryo sac 752
- Angiosperms perform double fertilization 753
- Embryos develop within seeds 754
- Some fruits assist in seed dispersal 755
- The Transition to the Flowering State** 755
- Apical meristems can become inflorescence meristems 755
- A cascade of gene expression leads to flowering 756
- Photoperiodic Control of Flowering** 756
- There are short-day, long-day, and day-neutral plants 756
- The length of the night determines whether a photoperiodic plant will flower 757
- Circadian rhythms are maintained by a biological clock 758
- Photoreceptors set the biological clock 759
- Is there a flowering hormone? 759
- Vernalization and Flowering** 761
- Asexual Reproduction** 761
- There are many forms of asexual reproduction 761
- Asexual reproduction is important in agriculture 762

Plant-Pathogen Interactions 765

- Plants seal off infected parts to limit damage 766
- Plants have potent chemical defenses against pathogens 766
- The hypersensitive response is a localized containment strategy 767
- Systemic acquired resistance is a form of long-term "immunity" 767
- Some plant genes match up with pathogen genes 768
- Plants develop specific immunity to RNA viruses 768
- Plants and Herbivores: Benefits and Losses** 769
- Grazing increases the productivity of some plants 769
- Some plants produce chemical defenses 769
- Some secondary metabolites play multiple roles 770
- Many defenses depend on extensive signaling 770
- Recombinant DNA technology may confer resistance to insects 771
- Why don't plants poison themselves? 771
- The plant doesn't always win 772

Water Extremes: Dry Soils and Saturated Soils 772

- Some plants evade drought 772
- Some leaves have special adaptations to dry environments 772
- Plants have other adaptations to a limited water supply 773
- In water-saturated soils, oxygen is scarce 774

Too Much Salt: Saline Environments 774


- Most halophytes accumulate salt 775
- Halophytes and xerophytes have some similar adaptations 775

Habitats Laden with Heavy Metals 776

Hot and Cold Environments 776

- Plants have ways of coping with high temperatures 777
- Some plants are adapted to survival at low temperatures 777

LIFE ESSAY: How should we manage fire in the forest? By David E. Pesonen 779



Part Seven • THE BIOLOGY OF ANIMALS

41 *Physiology, Homeostasis, and Temperature Regulation* 780

Homeostasis: Maintaining the Internal Environment 781

Tissues, Organs, and Organ Systems 782

- Epithelial tissues cover the body and line organs 782
- Connective tissues support and reinforce other tissues 783
- Muscle tissues contract 783
- Nervous tissues process information 784
- Organs consist of multiple tissues 784

Physiological Regulation and Homeostasis 785

Temperature and Life 786

- Q10 is a measure of temperature sensitivity 786
- An animal's sensitivity to temperature can change 786

Maintaining Optimal Body Temperature 787

- Ectotherms and endotherms respond differently to changes in environmental temperature 787
- Ectotherms and endotherms use behavior to regulate body temperature 788
- Energy budgets reflect all physiological adaptations for regulating body temperature 789
- Both ectotherms and endotherms control blood flow to the skin 790
- Some ectotherms produce heat 790
- Some fish elevate body temperature by conserving metabolic heat 791

Thermoregulation in Endotherms 792

- Basal metabolic rates of endotherms are related to body size 792
- Endotherms respond to cold by producing heat 792
- Decreasing heat loss is important for life in the cold 793
- Evaporation of water is an effective way to lose heat 793

The Vertebrate Thermostat 794

- The vertebrate thermostat uses feedback information 794
- Fevers help the body fight infections 795
- Turning down the thermostat saves energy 796

42 *Animal Hormones* 799

Hormones and Their Actions 800

- Hormones can be divided into three chemical groups 800
- Hormone receptors are found on the cell surface or in the cell interior 800
- Some hormones act locally 800
- Most hormones are distributed in the blood 801
- Endocrine glands secrete hormones 801



Hormonal Control of Molting and Development in Insects 802


- Hormones from the head control molting in insects 802
- Juvenile hormone controls development in insects 803

Vertebrate Endocrine Systems 804

- The pituitary is closely associated with the brain 805
- Negative feedback loops control hormone secretion 808
- Thyroxine controls cell metabolism 809
- Thyroid dysfunction causes goiter 809
- Calcitonin reduces blood calcium 810
- Parathyroid hormone elevates blood calcium 811
- Vitamin D is really a hormone 811
- PTH lowers blood phosphate levels 811
- Insulin and glucagon regulate blood glucose levels 811
- Somatostatin is a hormone of the brain and the gut 812
- The adrenal gland is two glands in one 812
- The sex steroids are produced by the gonads 814
- Changes in control of sex steroid production initiate puberty 814
- Melatonin is involved in biological rhythms and photoperiodicity 815
- The list of hormones is long 815

Hormone Actions: The Role of Signal Transduction Pathways 815

- Regulation of hormone receptors controls the sensitivity of cells to hormones 816
- Responses to hormones can vary greatly 816



43 Animal Reproduction 820

Asexual Reproduction 821

- Budding and regeneration produce new individuals by mitosis 821
- Parthenogenesis is the development of unfertilized eggs 821

Sexual Reproduction 822

- Eggs and sperm form through gametogenesis 822
- Fertilization is the union of sperm and egg 824
- Anatomical and behavioral adaptations bring eggs and sperm together 826
- A single body can function as both male and female 827
- The evolution of vertebrate reproductive systems parallels the move to land 827
- Reproductive systems are distinguished by where the embryo develops 828

The Human Reproductive System 829

- Male sex organs produce and deliver semen 829
- Male sexual function is controlled by hormones 831
- Female sex organs produce eggs, receive sperm, and nurture the embryo 832
- The ovarian cycle produces a mature egg 833
- The uterine cycle prepares an environment for the fertilized egg 834
- Hormones control and coordinate the ovarian and uterine cycles 834
- In pregnancy, hormones from the extraembryonic membranes take over 835
- Childbirth is triggered by hormonal and mechanical stimuli 835

Human Sexual Behavior 836

- Human sexual responses consist of four phases 836
- Humans use a variety of technologies to control fertility 837

- Reproductive technologies help solve problems of infertility 839
- Sexual behavior transmits many disease organisms 841

44 Neurons and Nervous Systems 844

Nervous Systems: Cells and Functions 844

- Nervous systems process information 845
- Neurons are the functional units of nervous systems 845
- Glial cells are also important components of nervous systems 846
- Neurons function in networks 847

Neurons: Generating and Conducting Nerve Impulses 847

- Simple electrical concepts underlie neuronal function 847
- Ion pumps and channels generate resting and action potentials 848
- Ion channels can alter membrane potential 850
- Sudden changes in ion channels generate action potentials 850
- Action potentials are conducted down axons without loss of signal 852
- Ion channels and their properties can be studied directly 854
- Action potentials can jump down axons 854

Neurons, Synapses, and Communication 855

- The neuromuscular junction is a classic chemical synapse 856
- The arrival of a nerve impulse causes the release of neurotransmitter 857
- The postsynaptic membrane integrates synaptic input 857
- Synapses between neurons can be excitatory or inhibitory 857
- The postsynaptic cell sums excitatory and inhibitory input 858
- There are two types of neurotransmitter receptors 859
- Electrical synapses are fast but do not integrate information well 859
- The action of a neurotransmitter depends on the receptor to which it binds 859
- Glutamate receptors may be involved in learning and memory 861
- To turn off responses, synapses must be cleared of neurotransmitter 862

45 Sensory Systems 865

Sensory Cells and Transduction of Stimuli 865

- Sensation depends on which neurons receive action potentials from sensory cells 866
- Sensory transduction involves changes in membrane potentials 866
- Many receptors adapt to repeated stimulation 867

Chemoreceptors: Responding to Specific Molecules 867

- Arthropods provide good examples for studying chemoreception 867
- Olfaction is the sense of smell 868
- The vomeronasal organ senses pheromones 869
- Gustation is the sense of taste 869

Mechanoreceptors: Detecting Stimuli that Distort Membranes 870

- Many different sensory cells respond to touch and pressure 870
- Stretch receptors are found in muscles, tendons, and ligaments 871
- Hair cells provide information about balance, orientation in space, and motion 871
- Auditory systems use hair cells to sense sound waves 873

Photoreceptors and Visual Systems: Responding to Light 875

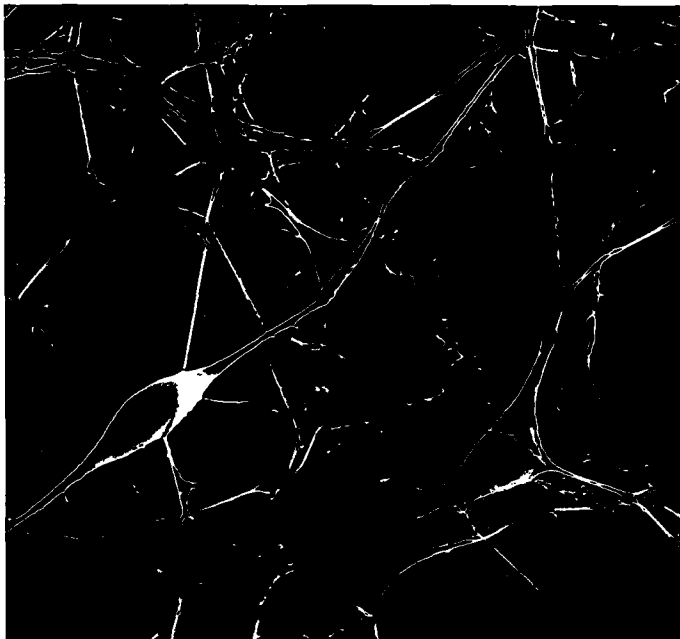
- Rhodopsins are responsible for photosensitivity 875
- Invertebrates have a variety of visual systems 876
- Image-forming eyes evolved independently in vertebrates and cephalopods 878
- The vertebrate retina receives and processes visual information 878

Sensory Worlds Beyond Human Experience 882**46 The Mammalian Nervous System: Structure and Higher Functions 885****The Nervous System: Structure, Function, and Information Flow 886**

- A conceptual diagram of the nervous system traces information flow 886
- The vertebrate CNS develops from the embryonic neural tube 886

Functional Subsystems of the Nervous System 887

- The spinal cord receives and processes information from the body 887
- The reticular system alerts the forebrain 888
- The limbic system supports basic functions of the forebrain 889
- Regions of the cerebrum interact to produce consciousness and control behavior 889
- The cerebrum has increased in size and complexity 892

**Information Processing by Neuronal Networks 892**

- The autonomic nervous system controls the physiological functions of organs and organ systems 892
- Neurons and circuits in the occipital cortex integrate visual information 894
- Cortical cells receive input from both eyes 895

Understanding Higher Brain Functions in Cellular Terms 896

- Sleep and dreaming produce electrical patterns in the cerebrum 896
- Some learning and memory can be localized to specific brain areas 898
- Language abilities are localized in the left cerebral hemisphere 899
- What is consciousness? 900

47 Effectors: Making Animals Move 903**Microtubules, Microfilaments, and Cell Movement 903**

- Microtubules are components of the cytoskeleton 903
- Microfilaments change cell shape and cause cell movements 904

Muscle Contraction 904

- Smooth muscle causes slow contractions of many internal organs 905
- Cardiac muscle causes the heart to beat 905
- Sliding filaments cause skeletal muscle to contract 906
- Actin–myosin interactions cause filaments to slide 908
- Actin–myosin interactions are controlled by calcium ions 908
- Calmodulin mediates Ca²⁺ control of contraction in smooth muscle 910
- Single skeletal muscle twitches are summed into graded contractions 910

Muscle Strength and Performance 911

- Muscle fiber types determine endurance and strength 911
- The strength of a muscle fiber is related to its length 912
- Exercise increases muscle strength and endurance 912
- Muscle fuel supply limits performance 913

Skeletal Systems 914

- A hydrostatic skeleton consists of fluid in a muscular cavity 914
- Exoskeletons are rigid outer structures 914
- Vertebrate endoskeletons provide supports for muscles 915
- Bones develop from connective tissues 916
- Bones that have a common joint can work as a lever 917

Other Effectors 918**48 Gas Exchange in Animals 922****Physical Processes of Respiratory Gas Exchange 923**

- Air is a better respiratory medium than water 923
- High temperatures create respiratory problems for aquatic animals 924
- O₂ availability decreases with altitude 924

Carbon dioxide is lost by diffusion 924

Fick's law applies to all systems of gas exchange 924

Adaptations for Respiratory Gas Exchange 925

Respiratory organs have large surface areas 925

Transporting gases to and from the exchange surfaces optimizes partial pressure gradients 925

Gas Exchange in Human Lungs 930

Respiratory tract secretions aid ventilation 930

Lungs are ventilated by pressure changes in the thoracic cavity 931

Blood Transport of Respiratory Gases 932

Hemoglobin combines reversibly with oxygen 933

Myoglobin holds an O₂ reserve 934

The affinity of hemoglobin for O₂ is variable 934

CO₂ is transported as bicarbonate ions in the blood 935

Regulation of Breathing 936

Breathing is controlled in the brain stem 936

Regulating breathing requires feedback information 936

49 Circulatory Systems 940

Circulatory Systems: Pumps, Vessels, and Blood 941

Some simple aquatic animals do not have circulatory systems 941

Open circulatory systems move tissue fluid 941

Closed circulatory systems circulate blood through tissues 941

Vertebrate Circulatory Systems 942

Fish have two-chambered hearts 942

Amphibians have three-chambered hearts 943

Reptiles have exquisite control of pulmonary and systemic circulation 944

Birds and mammals have fully separated pulmonary and systemic circuits 945

The Human Heart: Two Pumps in One 945

Blood flows from right heart to lungs to left heart to body 946

The heartbeat originates in the cardiac muscle 947

A conduction system coordinates the contraction of heart muscle 948

Electrical properties of ventricular muscles sustain heart contraction 949

The EKG records the electrical activity of the heart 949

The Vascular System: Arteries, Capillaries, and Veins 949

Arteries and arterioles have abundant elastic and muscle fibers 950

Blood flows slowly through capillary beds 950

Materials are exchanged in capillary beds 950

Blood flows back to the heart through veins 952

Lymphatic vessels return tissue fluid to the blood 953

Will you die of cardiovascular disease? 953

Blood: A Fluid Tissue 954

Red blood cells transport respiratory gases 954

Platelets are essential for blood clotting 955

Plasma is a complex solution 956

Control and Regulation of Circulation 956

Autoregulation matches local blood flow to local need 956

Arterial pressure is controlled and regulated by hormonal and neuronal mechanisms 957

Cardiovascular control in diving mammals conserves oxygen 958

50 Nutrition, Digestion, and Absorption 961

Nutrient Requirements 962

Energy can be measured in calories 962

Energy budgets reveal how animals use their resources 963

Sources of energy can be stored in the body 963

Food provides carbon skeletons for biosynthesis 964

Animals need mineral elements for a variety of functions 965

Animals must obtain vitamins from food 966

Nutrient deficiencies result in diseases 967

Adaptations for Feeding 968

The food of herbivores is often low in energy and hard to digest 968

Carnivores must detect, capture, and kill prey 968

Vertebrate species have distinctive teeth 968

Digestion 969

Tubular guts have an opening at each end 969

Digestive enzymes break down complex food molecules 970

Structure and Function of the Vertebrate Gut 971

The vertebrate gut has four tissue layers 972

Mechanical activity moves food through the gut and aids digestion 972

Chemical digestion begins in the mouth and the stomach 973

Most chemical digestion occurs in the small intestine 974

Nutrients are absorbed in the small intestine 975

Water and ions are absorbed in the large intestine 976

Herbivores have special adaptations for digesting cellulose 977

Control and Regulation of Digestion 978

Autonomic reflexes coordinate functions in different regions of the gut 978

Hormones control many digestive functions 978

Control and Regulation of Fuel Metabolism 978

The liver directs the traffic of fuel molecules 978

Lipoproteins: The good, the bad, and the ugly 979

The hormones insulin and glucagon control fuel metabolism 979

The Regulation of Food Intake 980

Toxic Compounds in Food 981

Some toxins are retained and concentrated in organisms 982

The body cannot metabolize many synthetic toxins 982



51 *Salt and Water Balance and Nitrogen Excretion* 985

Tissue Fluid and Water Balance 986

Excretory organs control the osmolarity of tissue fluid by filtration, secretion, and resorption 986

Environments and animals can be classified in terms of salts and water 986

Excreting Nitrogenous Wastes 988

Aquatic animals excrete ammonia 988

Many terrestrial animals and some fishes excrete urea 989

Some terrestrial animals excrete uric acid 989

Most species produce more than one nitrogenous waste 989

The Diverse Excretory Systems of Invertebrates 989

The protonephridia of flatworms excrete water and conserve salts 989

The metanephridia of annelids process coelomic fluid 990

The Malpighian tubules of insects depend on active transport 990

Vertebrate Excretory Systems 990

Both marine and terrestrial vertebrates must conserve water 990

The nephron is the functional unit of the kidney 992

Blood is filtered in the glomerulus 992

The renal tubules convert glomerular filtrate to urine 993

The Mammalian Excretory System 993

Kidneys produce urine, which the bladder stores 993

Nephrons have a regular arrangement in the kidney 994

Blood vessels also have a regular arrangement in the kidney 995

The volume of glomerular filtration is greater than the volume of urine 995

Most filtrate is resorbed by the proximal convoluted tubule 995

The loop of Henle creates a concentration gradient in the surrounding tissue 995

Water resorption begins in the distal convoluted tubule 997

Urine is concentrated in the collecting duct 997

The kidneys help regulate acid–base balance 997

Regulation of Kidney Functions 998

The kidneys act to maintain the glomerular filtration rate 998

Blood pressure and osmolarity are regulated by ADH 999

The heart produces a hormone that influences kidney function 999

52 *Animal Behavior* 1002

What, How, and Why Questions 1003

Behavior Shaped by Inheritance 1003

Experiments can determine whether a behavior is inherited 1004

Simple stimuli can trigger behavior 1004

Learning also shapes behavior 1005

Imprinting is the learning of a complex releaser 1006

Inheritance and learning interact to produce bird song 1006

Genetically determined behavior is adaptive under certain conditions 1007

Hormones and Behavior 1007

Sex steroids determine the development and expression of sexual behavior in rats 1008

Testosterone affects the development of the brain regions responsible for song in birds 1009

The Genetics of Behavior 1009

Hybridization experiments demonstrate the influence of genes on behavior 1009

Artificial selection and crossbreeding experiments reveal the genetic complexity of behavior 1010

Molecular genetic techniques reveal specific genes that influence behavior 1011

Communication 1012

Chemical signals are durable but inflexible 1012

Visual signals are rapid and versatile but are limited by directionality 1012

Auditory signals communicate well over a distance 1013

Tactile signals can communicate complex messages 1013

Electric signals can also communicate messages 1014

The Timing of Behavior: Biological Rhythms 1014

Circadian rhythms control the daily cycle of behavior 1014

Circannual rhythms control seasonal behaviors 1016

Finding Their Way: Orientation and Navigation 1017

Piloting animals orient themselves by means of landmarks 1017

Homing animals can return repeatedly to a specific location 1017

Migrating animals travel great distances with remarkable accuracy 1018

Human Behavior 1020

LIFE ESSAY: What are the ethical issues surrounding medical treatment? by Nancy S. Jecker 1023

Part Eight • ECOLOGY AND BIOGEOGRAPHY

53 Behavioral Ecology 1024

Responding to Environmental Variation 1025


- Animals choose where to live 1025
- Defending a territory may improve fitness 1026
- Animals choose what foods to eat 1027
- Choice of associates influences fitness 1029

The Evolution of Animal Societies 1031

- Group living confers benefits but also imposes costs 1031
- In some species, parents care for their offspring 1032
- Altruism can evolve by means of natural selection 1032
- Eusociality is extreme social behavior 1033

Behavioral Ecology, Population Dynamics, and Community Structure 1033

- Social animals may achieve great abundances 1033
- Interspecific interactions influence animal distributions 1034



54 Population Ecology 1037

Populations in Space and Time 1038

- Births, deaths, and movements drive population dynamics 1038
- Life tables summarize patterns of births and deaths 1038

Types of Ecological Interactions 1040

Factors Influencing Population Densities 1041

Fluctuations in Population Densities 1042

- All populations have the potential for exponential growth 1042
- Population growth is influenced by environmental limits 1043
- Population densities influence birth and death rates 1044

Population Fluctuations 1044

Variations in Species' Ranges 1048

Managing Populations 1050

- Demographic traits determine sustainable harvest levels 1050
- Demographic information is used to control populations 1051
- Can we manage our own population? 1052

Regional and Global Processes Influence Local Population Dynamics 1053

55 Communities and Ecosystems 1055

Communities: Loose Assemblages of Species 1056

- A few interactions may determine the features of a community 1056

Process and Pattern in Communities and Ecosystems 1057

- Solar energy and precipitation drive ecosystem processes 1057
- Species richness is influenced by primary productivity 1059
- Food web structure is influenced by productivity 1060
- Species richness and productivity influence ecosystem stability 1061
- Individual species may influence community processes 1062

Disturbance and Community Structure 1063

Dispersal, Extinction, and Community Structure 1065

56 Biogeography 1069

Earth's Biogeographic Regions 1070

History and Biogeography 1072

- Biogeographers convert phylogenies to "area phylogenies" 1072
- Vicariant events and dispersal both influence distributions 1072

Ecology and Biogeography 1074

- Solar energy inputs drive global climates 1074
- Global oceanic circulation is driven by wind patterns 1075

Terrestrial Biomes 1076

- Tundra is found at high latitudes and in high mountains 1078
- Most boreal forests are dominated by evergreen trees 1079
- Temperate deciduous forests change with the seasons 1080
- Temperate grasslands are widespread 1081
- Cold deserts are high and dry 1082
- Hot deserts form around 30° latitude 1083

- The chaparral climate is dry and pleasant 1084
- Thorn forests and savannas have similar climates 1085
- Tropical deciduous forests occur in hot lowlands 1086
- Tropical evergreen forests are species-rich 1087

Aquatic Biogeography 1088

- Freshwater environments have little water but many species 1088
- Water temperature defines marine biogeographic regions 1088

Regional Patterns of Species Richness 1089

- Species richness is related to rates of immigration and extinction 1090
- The MacArthur-Wilson model has been tested 1090

Biogeography and Human History 1091

57 Conservation Biology 1094

Why Care about Species Extinctions? 1095

Estimating Current Rates of Extinction 1096

Preserving Biodiversity 1096

- Habitat loss is studied by observation and experimentation 1096
- Introduced predators, competitors, and pathogens have eliminated many species 1097
- Overexploitation has driven many species to extinction 1098
- Some species depend on particular disturbance patterns 1099
- Rapid climate change may cause species extinctions 1100

Habitat Restoration and Species Recovery 1102

- Restoring ecosystem processes is difficult 1102
- Captive propagation can prevent some species from becoming extinct 1103

Healing Biotas: Conservation Medicine 1104

Setting Limits: The Legacy of Samuel Plimsoil 1104

58 Earth System Science 1107

Earth's System Has Four Compartments 1108

- Oceans receive materials from the land and atmosphere 1109
- Earth's water moves rapidly through lakes and rivers 1109
- The atmosphere regulates temperatures close to Earth's surface 1110
- Land covers about one-fourth of Earth's surface 1110

Biogeochemical Cycles, Water, and Fire 1111

- Water transfers materials from one compartment to another 1111
- Fire is a major mover of elements 1112

The Carbon Cycle 1113

- Carbon concentrations in the atmosphere influence Earth's climate 1114
- Both physical and biological processes control the carbon cycle 1114
- Humans must try to influence the carbon cycle 1115

The Nitrogen Cycle 1115

The Sulfur Cycle 1116

The Phosphorus Cycle 1117

Interactions among Biogeochemical Cycles 1118

Visions of the Future 1118

LIFE ESSAY: Toward economic principles for sustainable ecosystems management by William E. Rees 1121

Appendix: Some Measurements Used in Biology

Glossary

Answers to Self-Quizzes

Illustration Credits

Index